

AGRON NICAJ
US Economist

Economic Research Office
anicaj@us.mufg.jp

MUFG Bank, Ltd.
A member of MUFG, a global financial group

Has a US recession begun?

28 July 2022

With GDP contracting for two consecutive quarters in 2022, the US has entered recession territory by conventional definition. Other recession indicators, however, point to a stronger US economy. An expanding labor market and elevated consumption do not indicate that the US has entered a recession in the first half of 2022. Combined with the possibility of an upward revision, the US may not have reached the peak of the business cycle, yet.

Inventory changes are driving recession talks

Real Gross Domestic Product (GDP) contracted at an annual rate of 0.9 percent in the second quarter of 2022, following a 1.6 percent contraction in the first quarter. Changes in private inventories had the largest input, contributing negative 2.01 percentage points at an annual rate to second quarter GDP.

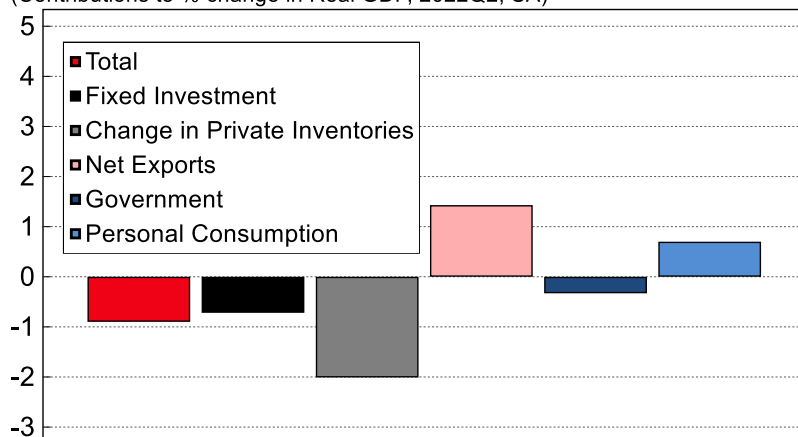
Falling inventories reflect broader challenges facing large US retailers in 2022. Shortages, like those experienced during the pandemic, are often followed by gluts, making oversupply a major issue for retail warehouses. High prices and shifts in consumer spending habits risk a significant downturn in these industries.

Shifts in consumer spending habits are apparent in the Q2 GDP figures, where goods consumption fell 4.4 percent at an annual rate, but services consumption grew 4.1 percent, contributing negative 1.08 and positive 1.78 percentage points to GDP, respectively. Overall, real personal consumption grew 1.0 percent at an annual rate.

Though having grown in the first half of 2022 and not indicative of a recession yet, elevated price growth poses threats to consumption. Spending on services remains strong but may not be able to prop up overall consumption once the summer months are over.

INVENTORIES CONTRIBUTED LARGELY TO THE DROP IN Q2 GDP

(Contributions to % change in Real GDP, 2022Q2, SA)



Source: Bureau of Economic Analysis, MUFG Bank Economic Research Office

Residential fixed investments fell 14 percent, reflecting the poor outlook for the US housing market. Record high prices and rising mortgage rates have reduced the demand for housing significantly in 2022, discouraging new home building and renovations.

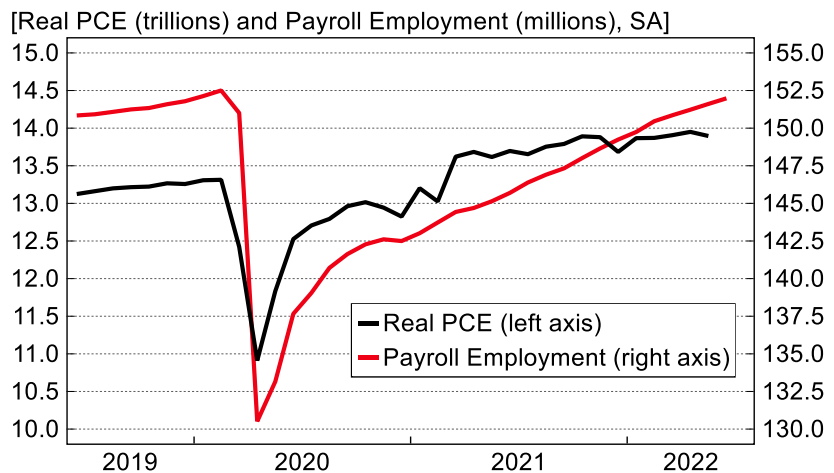
Other indicators are not showing a recession

There exists no single official definition of a recession in the US. The National Bureau of Economic Research (NBER) uses a range of indicators, with no set weighting, to retroactively determine if a recession has occurred. Two consecutive quarters of GDP contraction has historically been a reliable “real-time” guide, with GDP contractions in Q2 and Q3 of 1947 being the last time this rule-of-thumb didn’t hold. Back then, the US economy was transitioning from the war. Today, the economy is transitioning from the pandemic.

Several other macroeconomic indicators tracked by the NBER are not consistent with an overall contraction in the US economy. It remains unlikely that the US is currently in a recession. Payroll employment expanded in the first half of 2022, with steady growth throughout the second quarter and real personal consumption grew throughout most of the first half of 2022.

Conflicting data points suggest that the economy has not reached a recession in the first half of 2022, but there are signs of a broad economic slowdown. Goods consumption is being hampered by high prices, impacting the retail industry, and services will likely slow down once the summer months end. The housing market has already experienced significant drops in demand and price pressures will likely remain given widespread housing shortages.

EMPLOYMENT AND CONSUMPTION HAVE BOTH GROWN IN 2022



Source: BEA, BLS, MUFG Bank Economic Research Office

Gross Domestic Income (GDI) may be a better indicator

Official declarations of a recession are not done in real time. Establishing when the US economy reached the peak of the business cycle often entails dealing with revised data, which can occur months after first releases. The disconnect between Gross Domestic Income (GDI) and GDP suggests that an upward revision could occur for the second quarter GDP data.

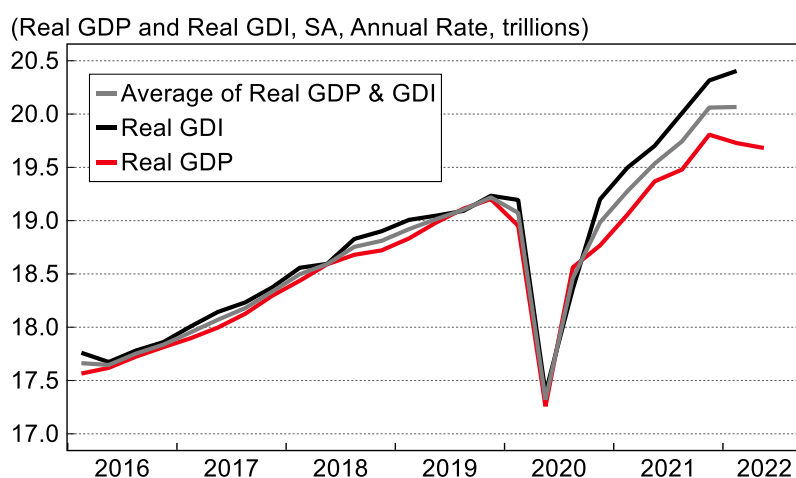
GDP measures spending in the US economy whereas GDI measures the income earned to produce GDP, including wages, profits, interest, and taxes. Fundamental to

national income accounting is that income equals spending (i.e. spending from one person equals income for another), but discrepancies can exist between GDP and GDI due to different underlying data sources from the Bureau of Economic Analysis. Historically, the two series are closely aligned but the disconnect has recently grown.

In the first quarter of 2022, Real GDP contracted 1.6 percent at an annual rate while real GDI grew 1.8 percent at an annual rate. The statistical discrepancy as a percentage of GDP is 3.4 percentage points, a historically large difference.

Averaging GDP and GDI shows that the economy grew in the first quarter of 2022 and that the US has yet to enter a recession. First estimates of second quarter GDI are expected to show a quarterly increase and are set to be released in late August 2022, along with second estimates of second quarter GDP. If discrepancies between the two series' return to historical norms, GDP could experience an upward revision with a positive quarterly change that more closely aligns GDI.

GDI GREW IN 2022 WHILE GDP CONTRACTED



Source: BEA, MUFG Bank Economic Research Office

Risks of a recession in the future remain

The Federal Reserve has raised interest rates another 75 basis points in July and has signalled potential for additional hikes in the future to combat inflation. Monetary policy often has lagged effects and an aggressive Fed could push the US economy into a recession

Overall demand is falling, and inflationary pressures remain from supply constraints and the war in Ukraine. While the US is likely not in a recession yet, the latest GDP figures indicate that the risks will likely increase in 2023.

Analyst Certification

The views expressed in this report solely reflect the personal views of Agron Nicaï, the primary analyst responsible for this report, about the subject securities or issuers referred to herein, and such views may not necessarily reflect the thoughts and opinions of MUFG Bank, Ltd. and its affiliates or management team. No part of such analyst's compensation was, is, or will be directly or indirectly related to the specific recommendations or views expressed herein.

Disclaimers

The information and views contained herein are not intended for distribution to, or use by, any person or entity in any jurisdiction or country where such distribution or use would be contrary to law or regulation or which would subject MUFG Bank, Ltd. (collectively with its various offices and affiliates, "MUFG Bank") to any registration requirement within such jurisdiction or country. The information and views contained herein are provided for general informational purposes only, are subject to change, and are not intended to be, nor should be used, or considered, as an offer, or the solicitation of an offer, to sell or to buy or to subscribe to or for securities or any other financial instruments, and do not constitute specific investment, legal, tax or other advice or recommendations. The information contained herein reflects the thoughts and opinions of the noted authors only, and such information does not necessarily reflect the thoughts and opinions of MUFG or its management team. Neither this nor any other communication prepared by MUFG Bank should be construed as investment advice, a recommendation to enter into a particular transaction or pursue a particular strategy, or any statement as to the likelihood that a particular transaction or strategy will be effective and it does not take into account the specific investment objectives, financial situation, or the particular needs of any specific person who may receive this information. Any information relating to performance contained herein is illustrative and no assurance is given that any indicative returns, performance or results, whether historical or hypothetical, will be achieved. Before entering into any particular transaction, you should consult an independent financial, legal, accounting, tax, or other advisor as may be appropriate under the circumstances. In any event, any decision to enter into a transaction will be yours alone, not based on information prepared or provided by MUFG Bank. MUFG Bank hereby disclaims any responsibility to you concerning the characterization or identification of terms, conditions, and legal or accounting, or other issues or risks that may arise in connection with any particular transaction or business strategy. While MUFG Bank believes that any relevant factual statements contained herein, and any assumptions on which such statements are based, are in each case accurate, neither the authors nor MUFG have independently verified its accuracy, and such information may be incomplete or condensed. The information is provided "AS IS". The authors and MUFG do not warrant the accuracy of the materials provided herein, either expressly or implied, for any particular purpose and expressly disclaims any warranties of merchantability or fitness for a particular purpose. The authors and MUFG cannot and do not guarantee the accuracy, validity, timeliness or completeness of any information or data made available to you for any particular purpose. MUFG Bank may have issued, and may in the future issue, other reports that are inconsistent with or that reach conclusions different from the information and views contained herein. Such other reports, if any, reflect the different assumptions, views and/or analytical methods of the analysts who prepared them, and MUFG Bank is under no obligation to ensure that such other reports are brought to your attention.

© 2022, MUFG Bank, Ltd. All Rights Reserved.

About Mitsubishi UFJ Financial Group, Inc.'s U.S. Operations including MUFG Americas Holdings Corporation

The U.S. operations of Mitsubishi UFJ Financial Group, Inc. (MUFG), one of the world's leading financial groups, has total assets of \$332.4 billion at March 31, 2022. As part of that total, MUFG Americas Holdings Corporation (MUAH), a financial holding company, bank holding company, and intermediate holding company, has total assets of \$159.2 billion at March 31, 2022. MUAH's main subsidiaries are MUFG Union Bank, N.A. and MUFG Securities Americas Inc. MUFG Union Bank, N.A. provides a wide range of financial services to consumers, small businesses, middle-market companies, and major corporations. As of March 31, 2022, MUFG Union Bank, N.A. operated 297 branches, consisting primarily of retail banking branches in the West Coast states. MUFG Securities Americas Inc. is a registered securities broker-dealer which engages in capital markets origination transactions, domestic and foreign debt and equities securities transactions, private placements, collateralized financings, and securities borrowing and lending transactions. MUAH is owned by MUFG Bank, Ltd. and Mitsubishi UFJ Financial Group, Inc. MUFG Bank, Ltd., a wholly owned subsidiary of Mitsubishi UFJ Financial Group, Inc., has offices in Argentina, Brazil, Chile, Colombia, Peru, Mexico, and Canada. Visit www.unionbank.com or www.mufgamericas.com for more information.

About MUFG

Mitsubishi UFJ Financial Group, Inc. (MUFG) is one of the world's leading financial groups. Headquartered in Tokyo and with over 360 years of history, MUFG has a global network with approximately 2,500 locations in more than 50 countries. The Group has about 170,000 employees and offers services including commercial banking, trust banking, securities, credit cards, consumer finance, asset management, and leasing. The Group aims to "be the world's most trusted financial group" through close collaboration among our operating companies and flexibly respond to all of the financial needs of our customers, serving society, and fostering shared and sustainable growth for a better world. MUFG's shares trade on the Tokyo, Nagoya, and New York stock exchanges. For more information, visit <https://www.mufg.jp/english>.