

Chart of the Day

Markets one year after Russia's invasion on Feb 24, 2022

Equities

Credit

Currencies

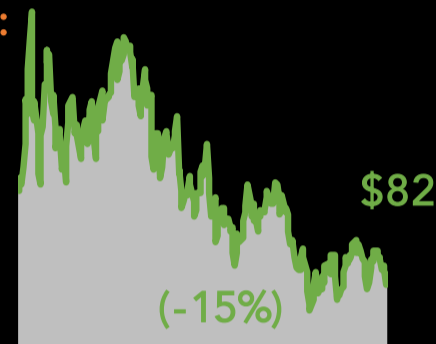
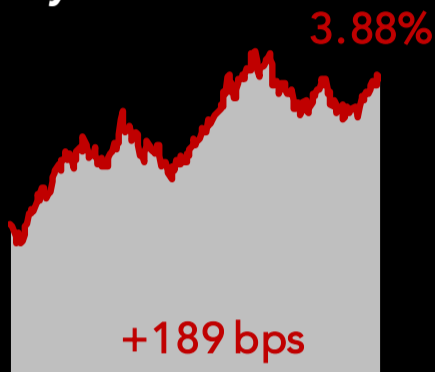
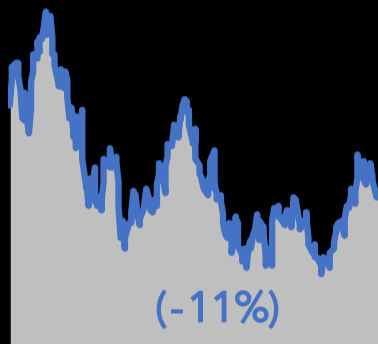
Commodities

NASDAQ

10 year UST

Euro

Brent

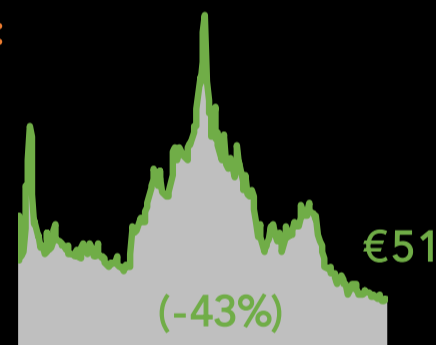
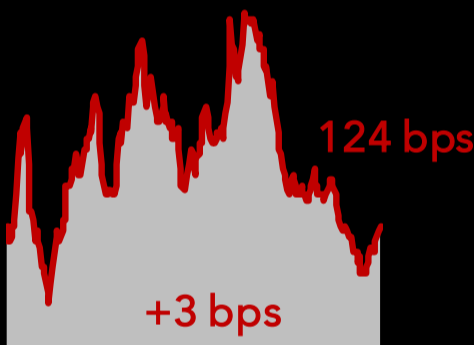
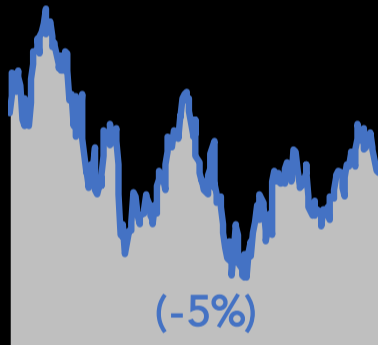


S&P 500

USD IG OAS

Sterling

Euro Nat Gas

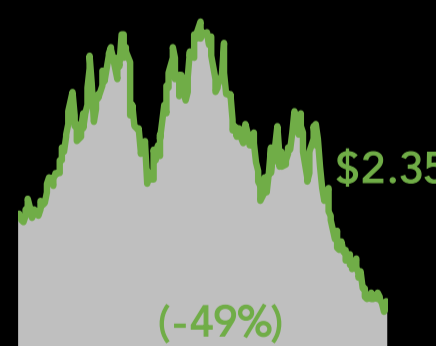
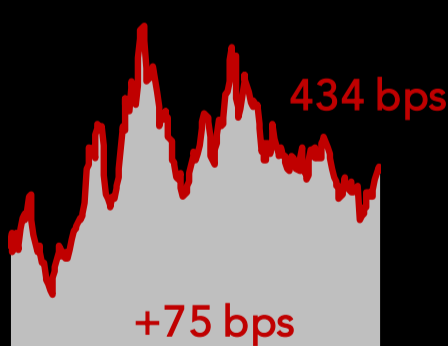
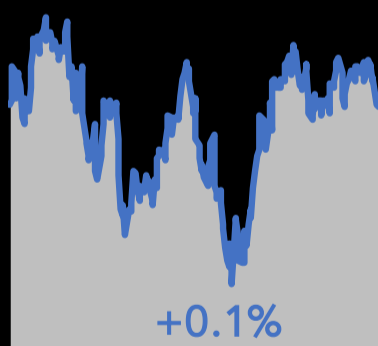


Dow Jones

USD HY OAS

Yen

US Nat Gas



Source: (1-12) Bloomberg. Data as of February 23, 2023. All currencies vs. USD. USDJPY axis inverted to show depreciation.

Global Corporate & Investment Banking Capital Markets Strategy Team



Tom Joyce
Managing Director

Tom.Joyce@mufgsecurities.com
(212) 405-7472



Hailey Orr
Director

Hailey.Orr@mufgsecurities.com
(212) 405-7429



Stephanie Kendal
Associate

Stephanie.Kendal@mufgsecurities.com
(212) 405-7443

“Macro stability isn’t everything, but without it, you have nothing.”